
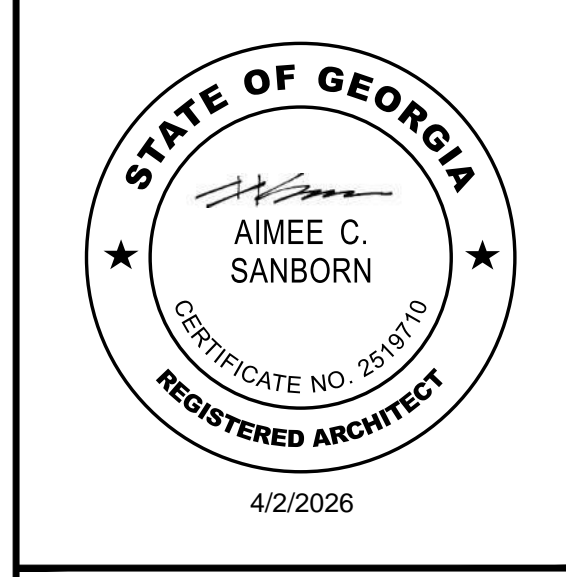


STIPULATION FOR REUSE:
 THIS DRAWING WAS PREPARED FOR USE ON A SPECIFIC SITE AT DULUTH, GA CONTEMPORANEOUSLY WITH ITS ISSUE DATE AS NOTED BELOW, AND IT IS NOT SUITABLE FOR USE ON A DIFFERENT PROJECT SITE OR AT A LATER TIME. USE OF THIS DRAWING FOR REFERENCE OR EXAMPLE ON ANOTHER PROJECT REQUIRES THE SERVICES OF PROPERLY LICENSED ARCHITECTS AND ENGINEERS. REPRODUCTION OF THIS DRAWING FOR REUSE ON ANOTHER PROJECT IS NOT AUTHORIZED AND MAY BE CONTRARY TO THE LAW.



CONSULTANTS:

THE STRICKLANDER
 MARRIOTT AUTOGRAPH
 GUESTROOMS
 6405 SUGARLOAF PARKWAY
 DULUTH, GEORGIA 30097



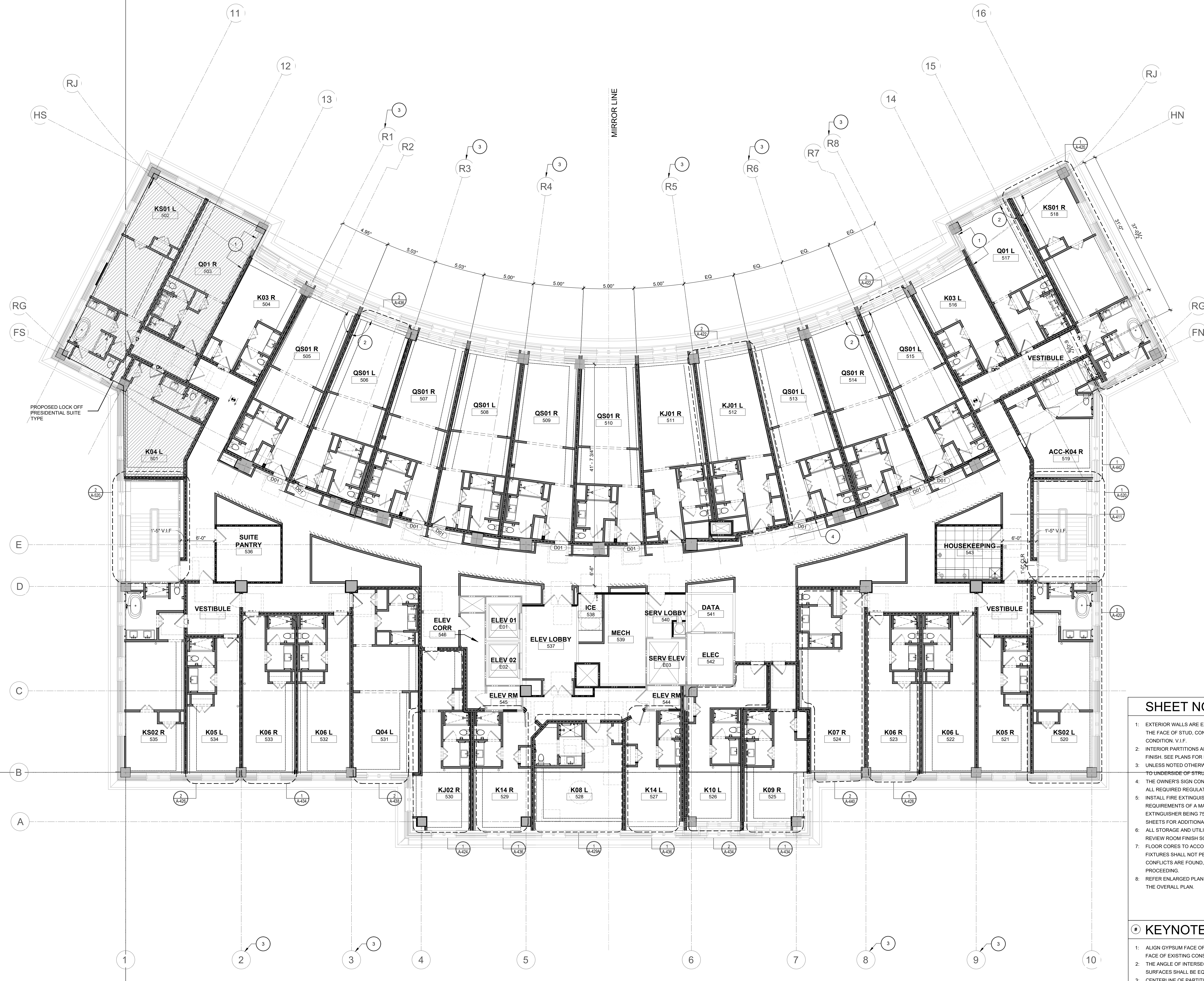
ISSUE BLOCK:

REV 1	11.22.2024
REV 2	04.07.2025
REV 3	04.18.2025
REV 4	05.28.2025
REV 5	04.02.2026

DOCUMENT DATE: 10/25/24
 DRAWN BY:
 CHECKED BY:
 PROJECT NO.: JHD-024-NA-100001
 SHEET TITLE:

OVERALL FLOOR PLAN - 5TH FLOOR

SHEET NUMBER:
A-125



1 OVERALL FLOOR PLAN - 5TH FLOOR
 SCALE: 1/8" = 1'-0"

- SHEET NOTES**
- EXTERIOR WALLS ARE EXISTING AND WILL BE DIMENSIONED TO THE FACE OF STUD, CONCRETE, OR OTHER EXISTING CONDITION, V.I.F.
 - INTERIOR PARTITIONS ARE DIMENSIONED TO THE FACE OF FINISH. SEE PLANS FOR PARTITION TYPES.
 - UNLESS NOTED OTHERWISE, NEW PARTITIONS SHALL EXTEND TO UNDERSIDE OF STRUCTURAL DECK.
 - THE OWNER'S SIGN CONTRACTOR SHALL INSTALL SIGNS PER ALL REQUIRED REGULATIONS.
 - INSTALL FIRE EXTINGUISHERS PER TABLE 906.3(1) REQUIREMENTS OF A MAXIMUM DISTANCE OF TRAVEL TO EXTINGUISHER BEING 75 FT. REVIEW LIFE SAFETY PLAN SHEETS FOR ADDITIONAL NOTES.
 - ALL STORAGE AND UTILITY CLOSETS TO RECEIVE VCT U.N.O. REVIEW ROOM FINISH SCHEDULE.
 - FLOOR CORES TO ACCOMMODATE NEW PLUMBING LINES AT FIXTURES SHALL NOT PENETRATE STRUCTURAL ELEMENTS. IF CONFLICTS ARE FOUND, NOTIFY THE ARCHITECT BEFORE PROCEEDING.
 - REFER ENLARGED PLANS FOR DIMENSIONS NOT INDICATED ON THE OVERALL PLAN.

- KEYNOTES**
- ALIGN GYPSUM FACE OF NEW CONSTRUCTION WITH GYPSUM FACE OF EXISTING CONSTRUCTION.
 - THE ANGLE OF INTERSECTION OF TWO WALL / PARTITION SURFACES SHALL BE EQUILATERAL UNO.
 - CENTERLINE OF PARTITION EQUALS CENTERLINE OF COLUMN LINE UNO.
 - REFER TO INDIVIDUAL ROOM TYPES FOR SEGMENTED WALL DIMENSIONS (TYP.)