

1 QS01L TYPICAL GUESTROOM PLAN  
SCALE: 1/4" = 1'-0"

2 QS01R TYPICAL GUESTROOM PLAN  
SCALE: 1/4" = 1'-0"

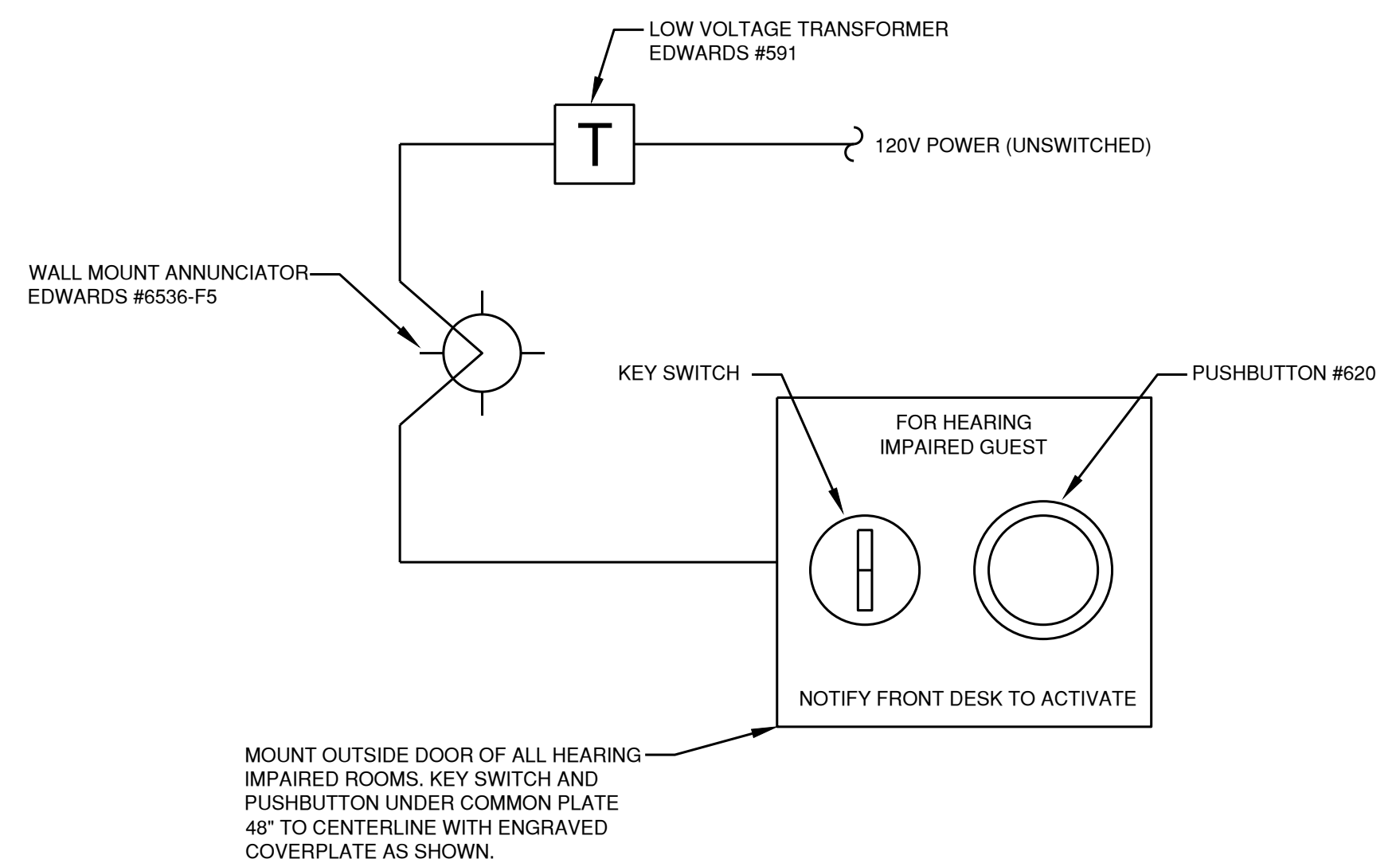
3 ACC-QS01 TYPICAL GUESTROOM PLAN  
SCALE: 1/4" = 1'-0"

**HEARING/VISUALLY IMPAIRED ROOM NOTES:**

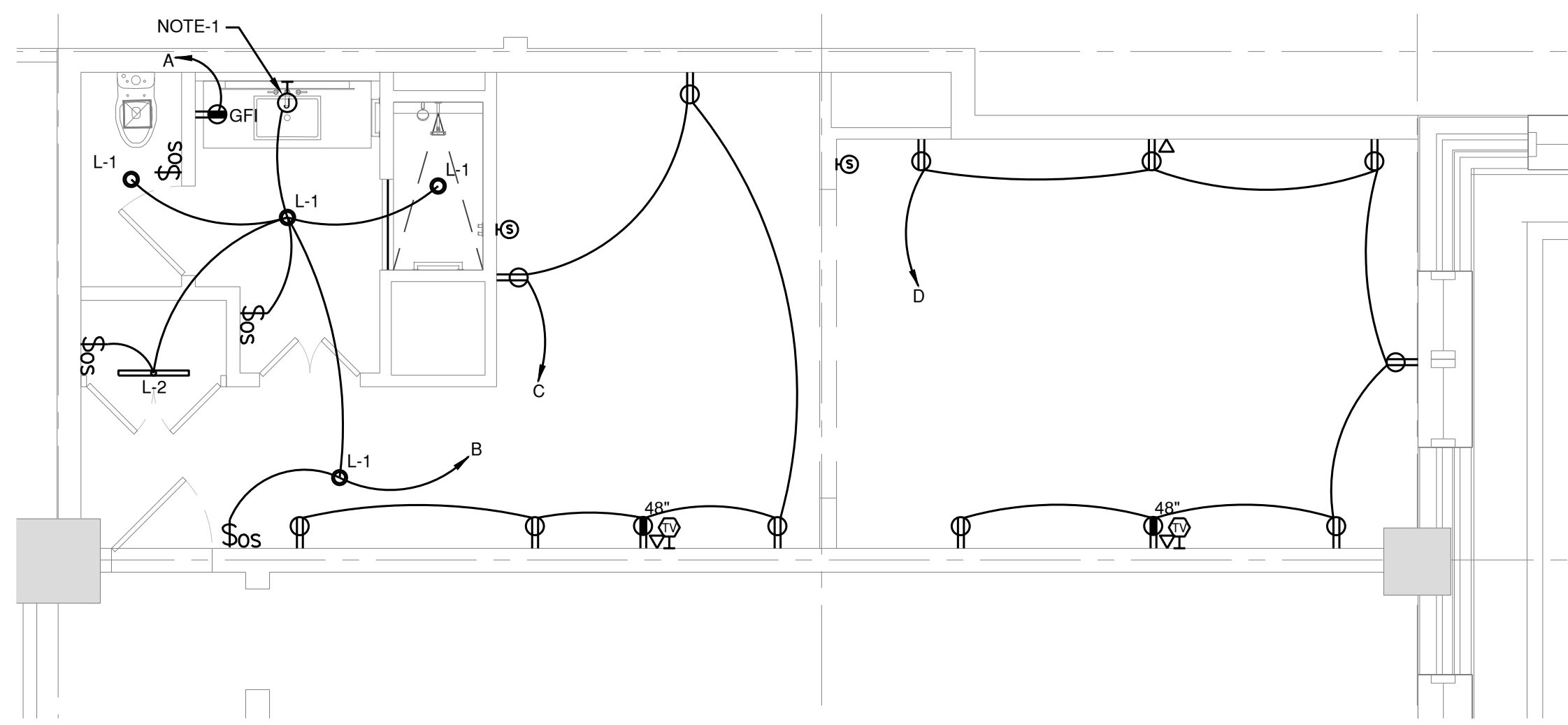
- SEE ARCHITECTURAL PLANS FOR LOCATION OF HEARING/VISUALLY IMPAIRED ROOM TYPES ARE IN ADDITION TO ACCESSIBLE ROOM COUNTS & ARE DENOTED WITH THE FOLLOWING SYMBOL.
- HEARING/VISUALLY IMPAIRED ROOM TO INCLUDE:
  - FIRE ALARMS SYSTEMS THAT HAVE PERMANENTLY INSTALLED AUDIBLE AND VISIBLE ALARMS COMPLYING WITH NFPA 72, EXCEPT THAT THE MAXIMUM ALLOWABLE SOUND LEVEL OF AUDIBLE NOTIFICATIONS APPLIANCES COMPLYING WITH SECTION 4-3.2.1 OF NFPA 72 SHALL HAVE A SOUND LEVEL NO MORE THAN 110 dB AT THE MINIMUM HEARING DISTANCE FROM THE AUDIBLE APPLIANCE.
  - ALARMS IN GUEST ROOMS SHALL COMPLY WITH SECTIONS 7.4 AND 7.5 OF NFPA 72 (2002 EDITION)
  - VISIBLE NOTIFICATION DEVICES TO ALERT ROOM OCCUPANTS OF INCOMING TELEPHONE CALLS AND A DOOR BELL. NOTIFICATION DEVICES SHALL NOT BE CONNECTED TO THE VISIBLE ALARM SIGNAL APPLIANCES.
  - TELEPHONES SHALL HAVE VOLUME CONTROLS COMPATIBLE WITH THE TELEPHONE SYSTEM AND SHALL COMPLY WITH 704.3. TELEPHONES SHALL BE SERVED BY AN ELECTRICAL OUTLET COMPLYING WITH 309 THAT IS LOCATED WITHIN 48" OF THE TELEPHONE TO FACILITATE THE USE OF A TTY.
- PROVIDE NEW DEVICES SHOWN IN HEARING IMPAIRED GUEST ROOMS. UTILIZE RECEPTACLE CIRCUIT FOR POWER TO NEW DEVICES. INTEGRATE NEW FIRE ALARM DEVICES INTO EXISTING FIRE ALARM SYSTEM.

**LEGEND:**

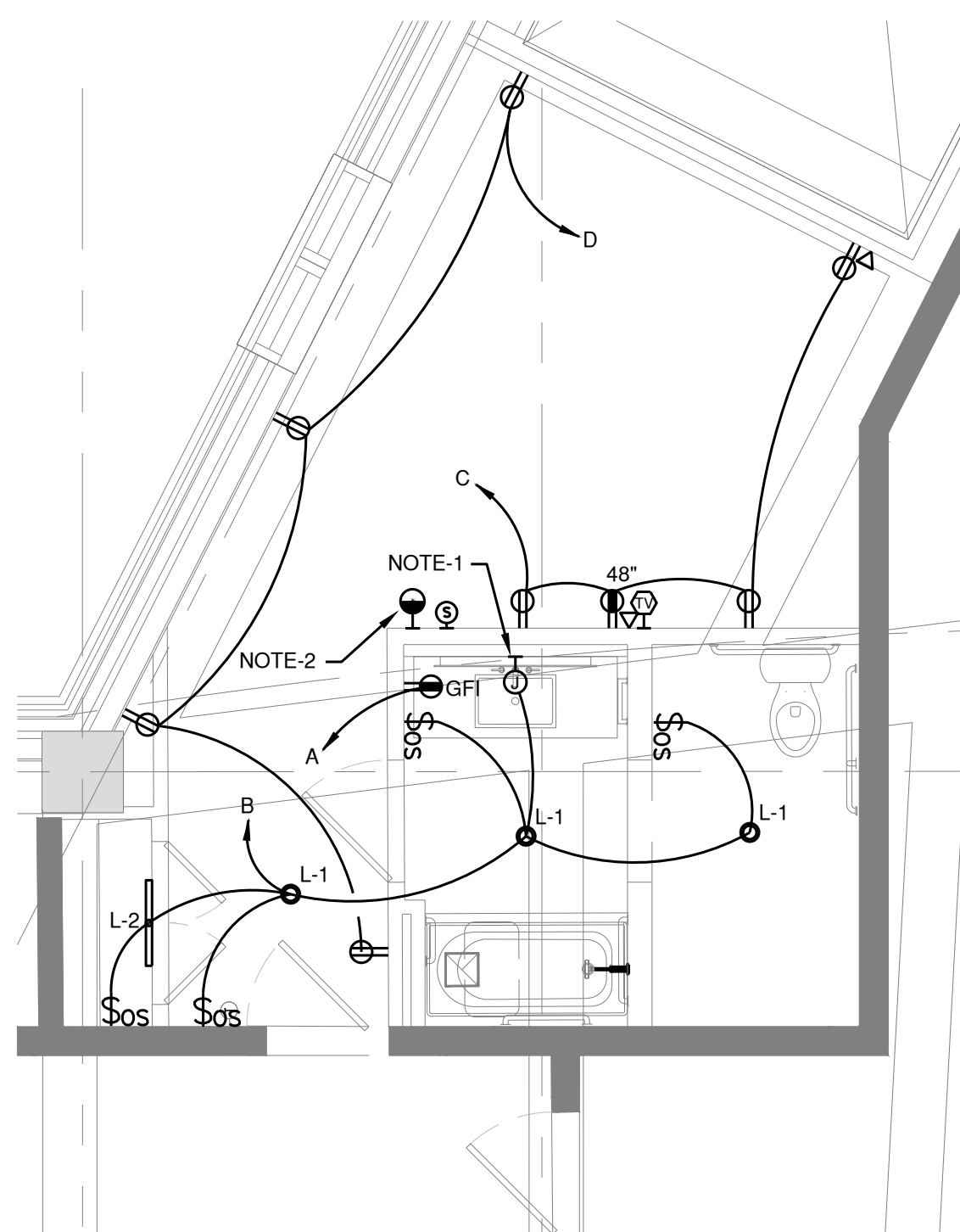
- |  |                                       |  |                         |
|--|---------------------------------------|--|-------------------------|
|  | DOORBELL (C.F. ROOMS ONLY)            |  | DUPLEX OUTLET           |
|  | DOORBELL LIGHT (C.F. ROOMS ONLY)      |  | QUADPLEX OUTLET         |
|  | FIRE HORN/STROBE (IN C.F. ROOMS ONLY) |  | GFI OUTLET              |
|  | JUNCTION BOX                          |  | TELEPHONE / DATA OUTLET |
|  | SMOKE DETECTOR                        |  | TV OUTLET               |
|  | REMOTE THERMOSTAT                     |  | SWITCH                  |



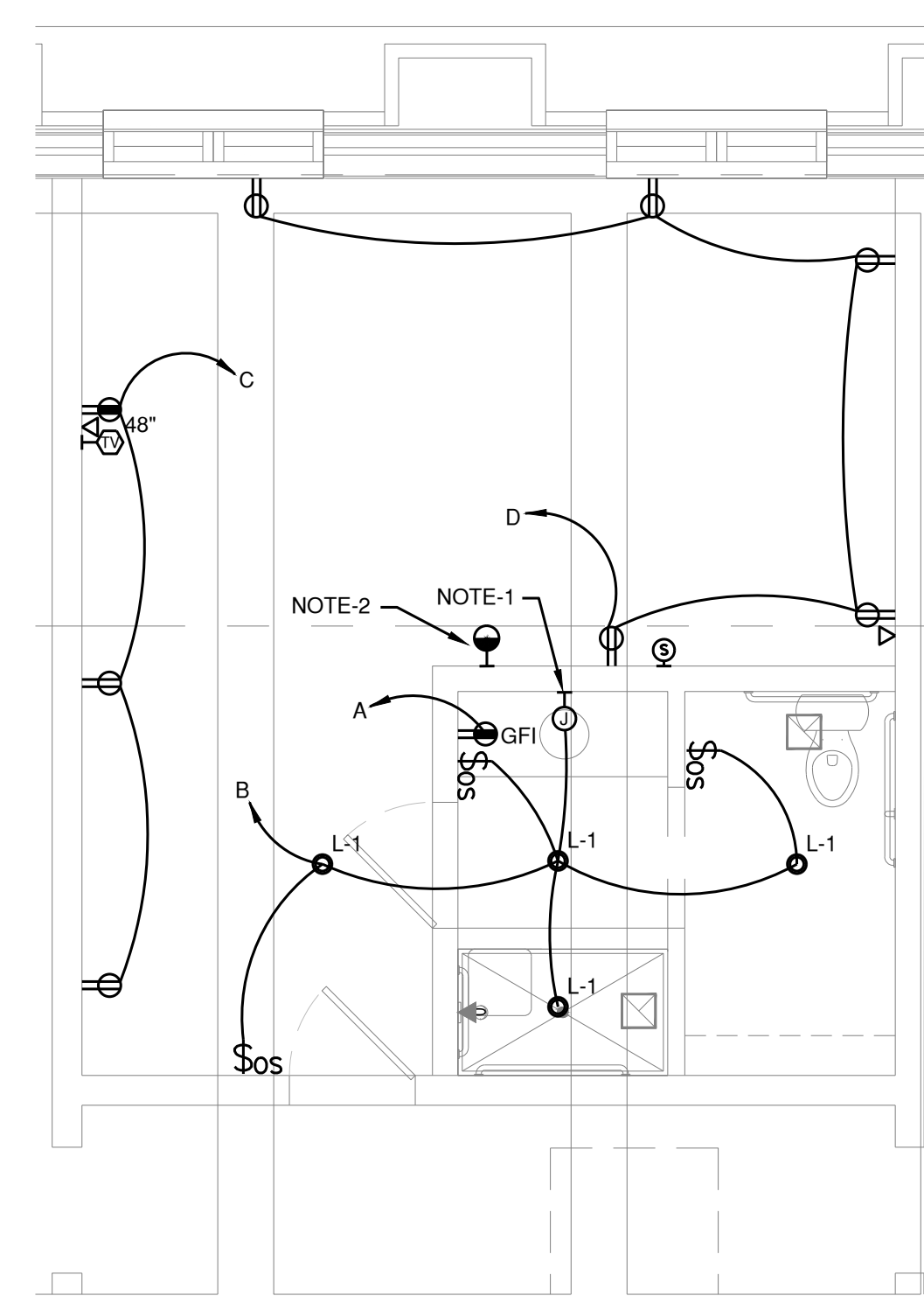
8 HEARING IMPAIRED ROOM DETAIL  
SCALE: NTS



4 Q04L TYPICAL GUESTROOM PLAN  
SCALE: 1/4" = 1'-0"



5 ACC-K04R TYPICAL GUESTROOM PLAN  
SCALE: 1/4" = 1'-0"



6 ACC-K08L TYPICAL GUESTROOM PLAN  
SCALE: 1/4" = 1'-0"


**GENERAL NOTES:**

- SEE PANELBOARD SCHEDULES FOR CIRCUIT ASSIGNMENTS. CIRCUIT 'A' INDICATES FIRST CIRCUIT FOR THAT PARTICULAR ROOM.
- ALL DIMENSIONS FOR LOCATING ALL ELECTRICAL DEVICES/COMPONENTS BOTH VERTICAL AND HORIZONTAL MUST BE OBTAINED BY THE ARCHITECTURAL PLANS PRIOR TO ROUGH-IN.
- GANG OUTLETS AND SWITCHES TOGETHER WHEN LOCATED ADJACENT AND AT SAME HEIGHT. FIRE ALARM SMOKE DETECTOR SHALL HAVE A LOW FREQUENCY SOUNDER BASE.
- ALL NON-LOCKING-TYPE 120V, 15 AND 20A RECEPTACLES LOCATED IN GUESTROOMS AND GUEST SUITES SHALL BE TAMPER-RESISTANT TYPE RECEPTACLES.
- BREAKERS SERVING 120V, 15 AND 20A CIRCUITS SHALL BE ARC-FULT TYPE.
- WHERE RECEPTACLES ARE INSTALLED BEHIND BEDS AND FURNITURE THE RECEPTACLE SHALL BE LOCATED TO PREVENT CONTACTING ANY ATTACHMENT PLUG THAT MAY BE INSTALLED OR THE RECEPTACLE SHALL BE PROVIDED WITH A SUITABLE GAIRD.
- ALL GUEST ROOM LIGHT SWITCHES SHALL HAVE A NEUTRAL CONDUCTOR.
- BACK-TO-BACK ELECTRICAL DEVICES ARE NOT PERMITTED BETWEEN GUEST ROOMS. OFFSET DEVICES HORIZONTALLY A MINIMUM OF 6".

**KEY NOTES:**

- PROVIDE JUNCTION BOX FOR BACK-LIT MIRROR. VERIFY BOX MOUNTING LOCATION AND HEIGHT WITH EQUIPMENT PROVIDER PRIOR TO INSTALLATION.
- FIRE ALARM STROBE REQUIRED FOR ACCESSIBLE/HEARING IMPAIRED UNITS ONLY. SEE ARCHITECTURAL FLOOR PLANS FOR ROOM LOCATIONS (TYPICAL).

STIPULATION FOR REUSE: THIS DRAWING WAS PREPARED FOR USE ON A SPECIFIC SITE AT DULUTH, GA CONTEMPORANEOUSLY WITH ITS ISSUE DATE AS NOTED BELOW. AND IT IS NOT SUITABLE FOR USE ON A DIFFERENT PROJECT SITE OR AT A LATER TIME. USE OF THIS DRAWING FOR REFERENCE OR EXAMPLE ON ANOTHER PROJECT REQUIRES THE SERVICES OF PROPERLY LICENSED ARCHITECTS AND ENGINEERS. REPRODUCTION OF THIS DRAWING FOR REUSE ON ANOTHER PROJECT IS NOT AUTHORIZED AND MAY BE CONTRARY TO THE LAW.



CONSULTANTS:  
**bes**  
Beach Engineering Solutions Team  
Mechanical, Electrical & Plumbing Engineering  
(678) 665-3280  
Project Number: 23-547

THE STRICKLANDER  
MARRIOTT AUTOGRAPH  
GUESTROOMS  
6405 SUGARLOAF PARKWAY  
DULUTH, GEORGIA 30097



04/02/2026

**ISSUE BLOCK:**

	CITY REVISIONS	11/22/24
	REV #4	05/28/25
	REV #5	04/02/26

DOCUMENT DATE: 10/25/24

DRAWN BY:

CHECKED BY:

PROJECT NO.: JHB-024-NA-100001

SHEET TITLE:

ELECTRICAL  
ENLARGED PLANS

SHEET NUMBER:

E-305